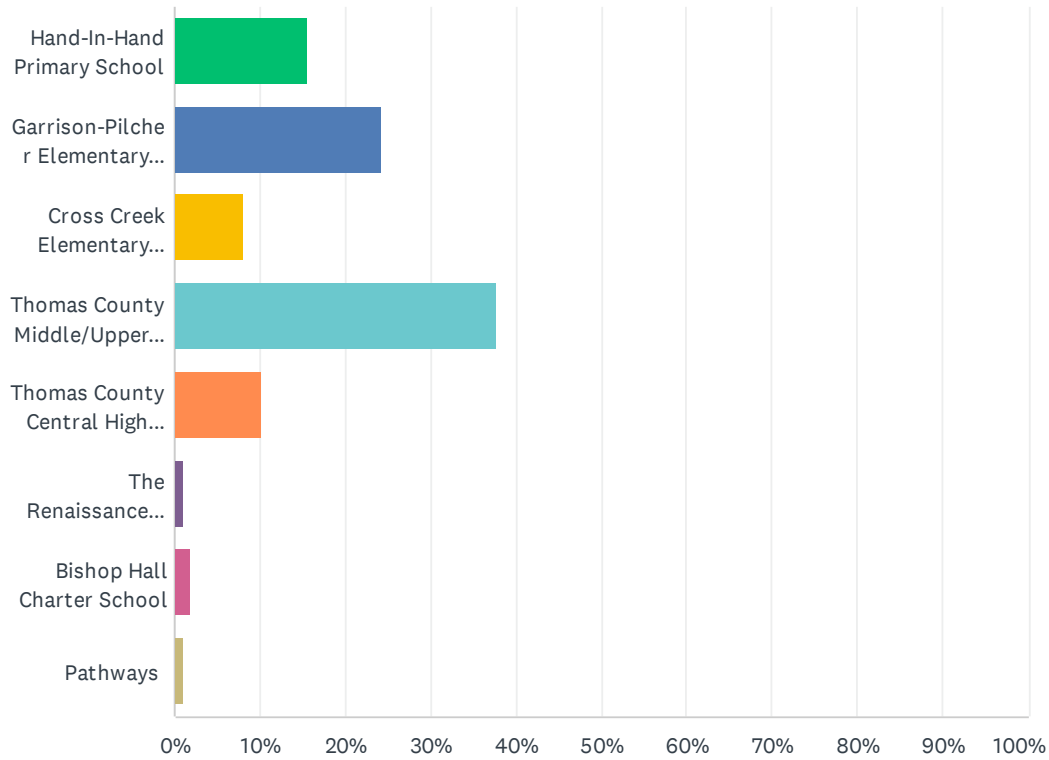


## Q1 Please select the name of your child's school.

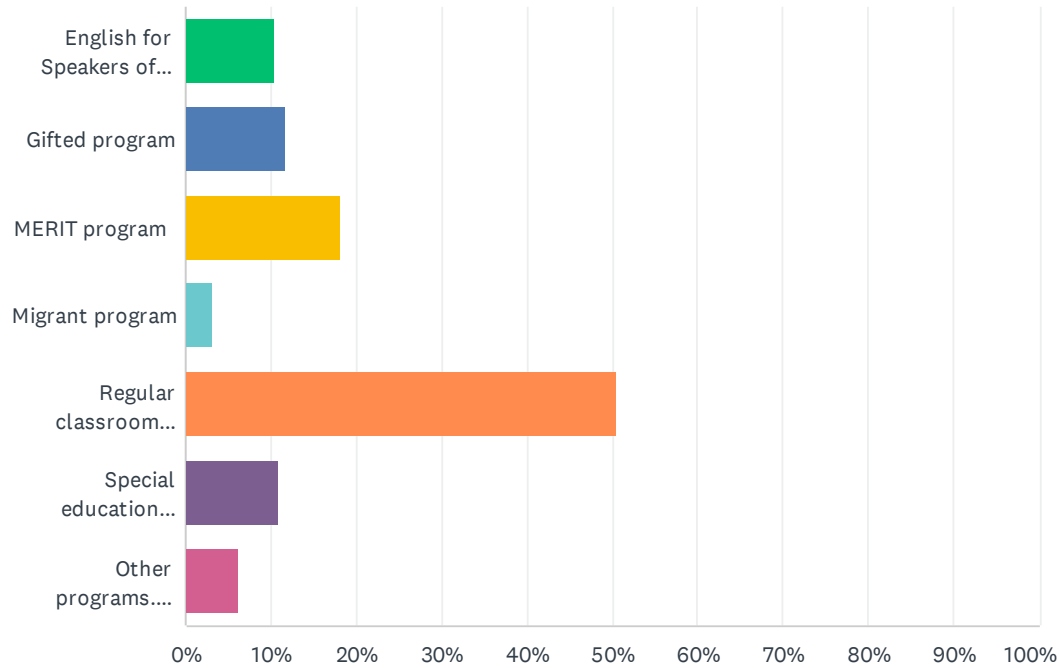
Answered: 275 Skipped: 0



ANSWER CHOICES	RESPONSES	
Hand-In-Hand Primary School	15.64%	43
Garrison-Pilcher Elementary School	24.36%	67
Cross Creek Elementary School	8.00%	22
Thomas County Middle/Upper Elementary School	37.82%	104
Thomas County Central High School	10.18%	28
The Renaissance Center	1.09%	3
Bishop Hall Charter School	1.82%	5
Pathways	1.09%	3
<b>TOTAL</b>		<b>275</b>

## Q2 Which of these following programs is your child enrolled in? (Please select all that apply.)

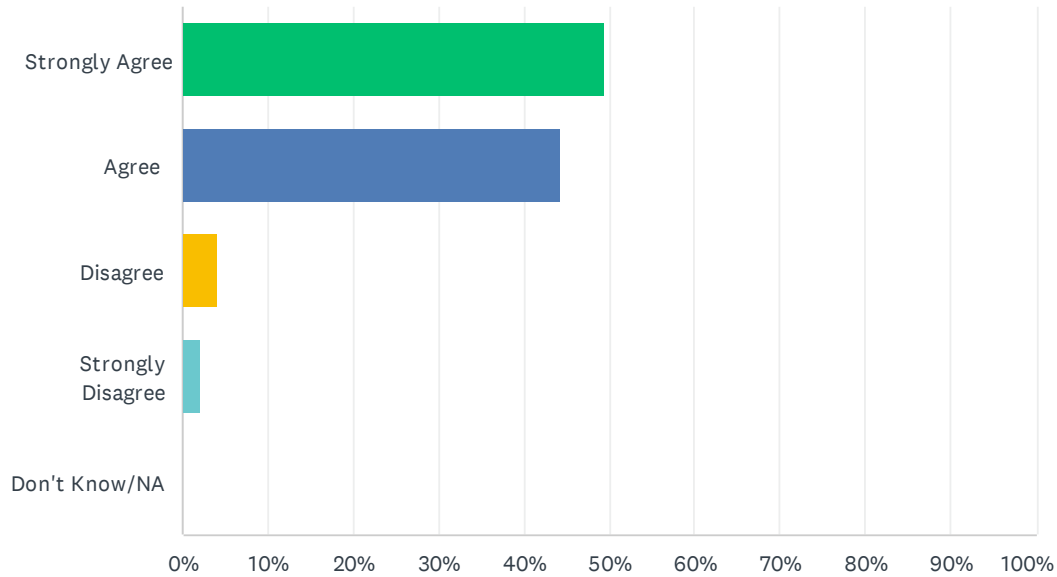
Answered: 275 Skipped: 0



ANSWER CHOICES	RESPONSES	
English for Speakers of Other Languages (ESOL) program	10.55%	29
Gifted program	11.64%	32
MERIT program	18.18%	50
Migrant program	3.27%	9
Regular classroom program	50.55%	139
Special education program	10.91%	30
Other programs. Please specify	6.18%	17
Total Respondents: 275		

### Q3 My school/district provides students with a well-rounded education, including access to an enriched curriculum and educational experience.

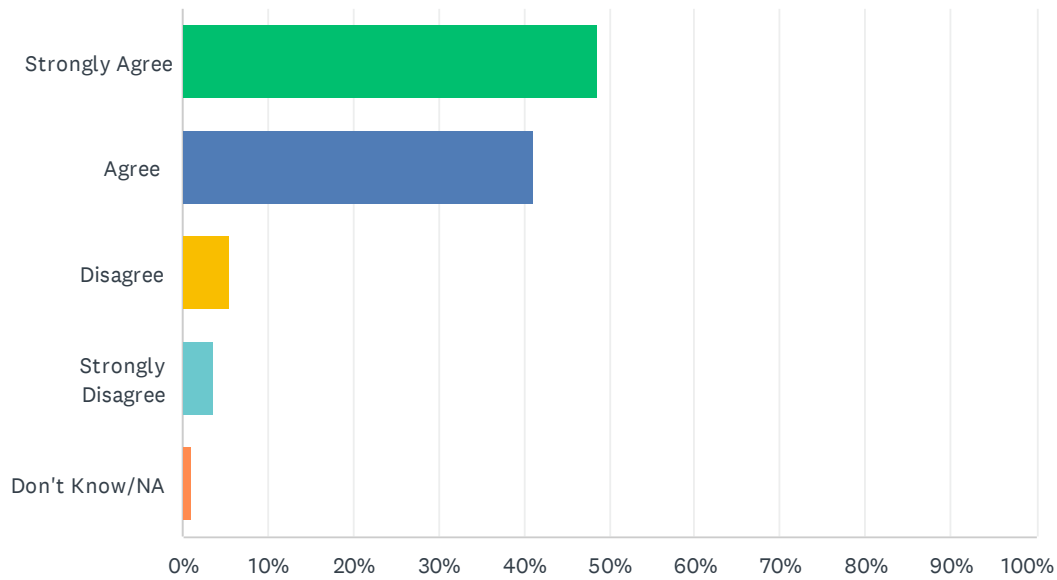
Answered: 275 Skipped: 0



ANSWER CHOICES	RESPONSES	
Strongly Agree	49.45%	136
Agree	44.36%	122
Disagree	4.00%	11
Strongly Disagree	2.18%	6
Don't Know/NA	0.00%	0
<b>TOTAL</b>		<b>275</b>

## Q4 My school/district promotes a positive learning and work environment.

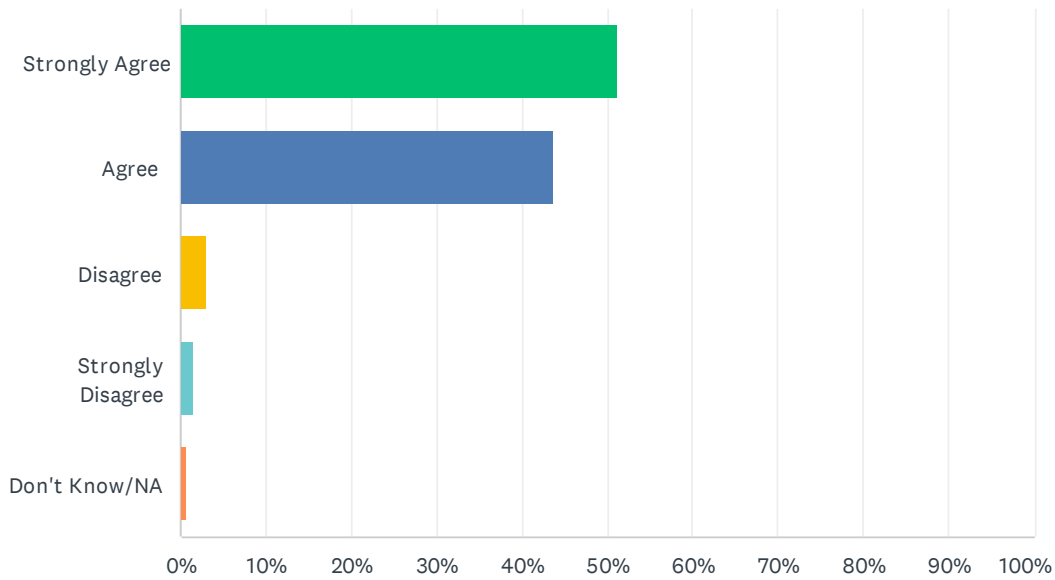
Answered: 274 Skipped: 1



ANSWER CHOICES	RESPONSES	
Strongly Agree	48.54%	133
Agree	41.24%	113
Disagree	5.47%	15
Strongly Disagree	3.65%	10
Don't Know/NA	1.09%	3
<b>TOTAL</b>		<b>274</b>

## Q5 My school/district offers a clean and safe school environment.

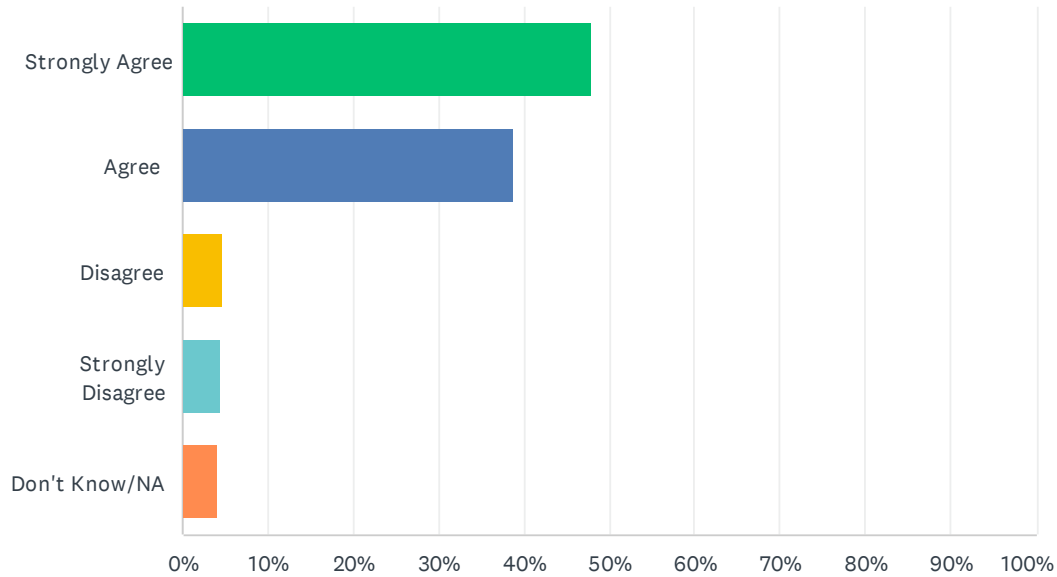
Answered: 275 Skipped: 0



ANSWER CHOICES	RESPONSES	
Strongly Agree	51.27%	141
Agree	43.64%	120
Disagree	2.91%	8
Strongly Disagree	1.45%	4
Don't Know/NA	0.73%	2
<b>TOTAL</b>		<b>275</b>

## Q6 My school/district ensures all students have access to appropriate supports and interventions to improve student achievement.

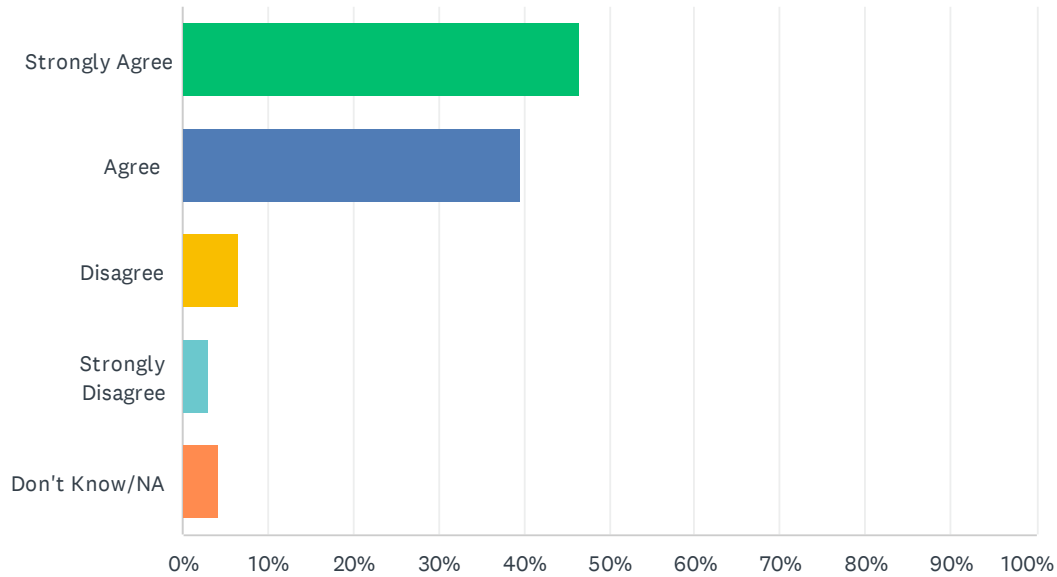
Answered: 273 Skipped: 2



ANSWER CHOICES	RESPONSES	
Strongly Agree	47.99%	131
Agree	38.83%	106
Disagree	4.76%	13
Strongly Disagree	4.40%	12
Don't Know/NA	4.03%	11
<b>TOTAL</b>		<b>273</b>

### Q7 My school/district ensures school personnel are able to effectively connect students to appropriate academic supports and interventions.

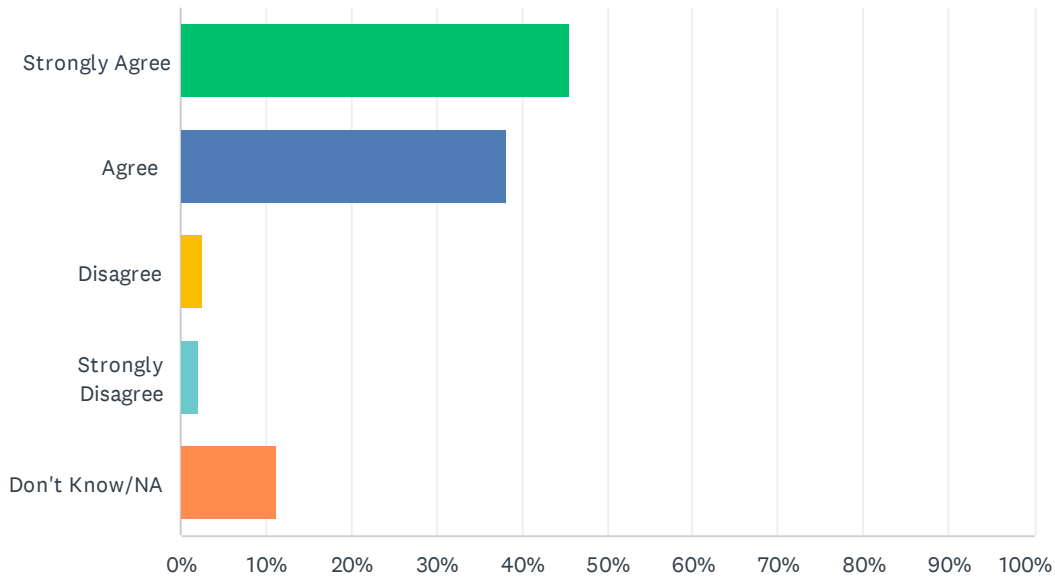
Answered: 275 Skipped: 0



ANSWER CHOICES	RESPONSES	
Strongly Agree	46.55%	128
Agree	39.64%	109
Disagree	6.55%	18
Strongly Disagree	2.91%	8
Don't Know/NA	4.36%	12
<b>TOTAL</b>		<b>275</b>

## Q8 My school/district supports equitable access to effective school teachers and leaders for all students including low-income and minority students.

Answered: 272 Skipped: 3

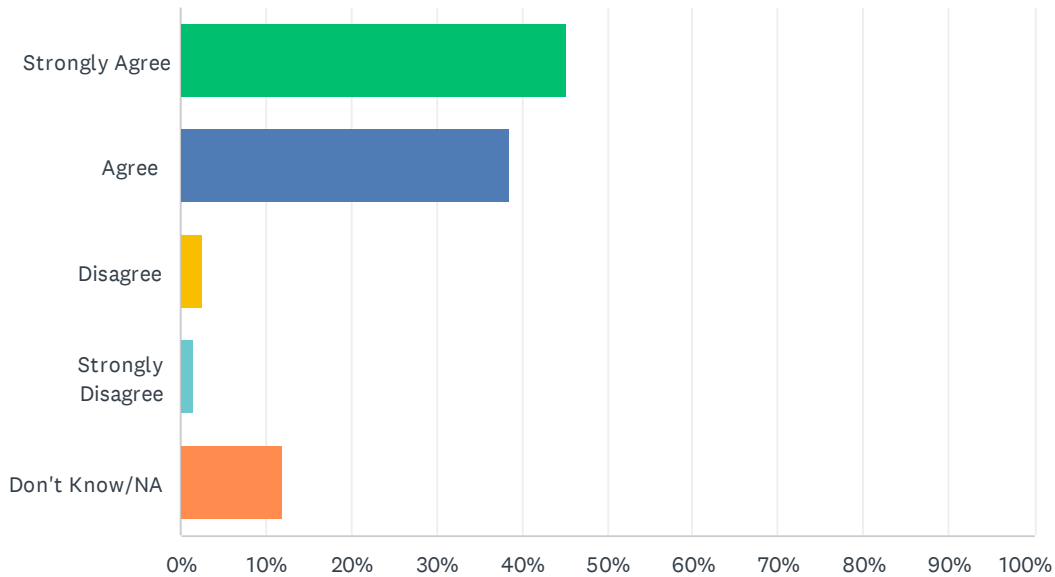


ANSWER CHOICES	RESPONSES	
Strongly Agree	45.59%	124
Agree	38.24%	104
Disagree	2.57%	7
Strongly Disagree	2.21%	6
Don't Know/NA	11.40%	31
<b>TOTAL</b>		<b>272</b>



**Q9 My school/district employs teachers and paraprofessionals who hold professional qualifications that correspond with their teaching assignments. You would have received notification if your child's teacher or paraprofessional does not hold professional qualifications.**

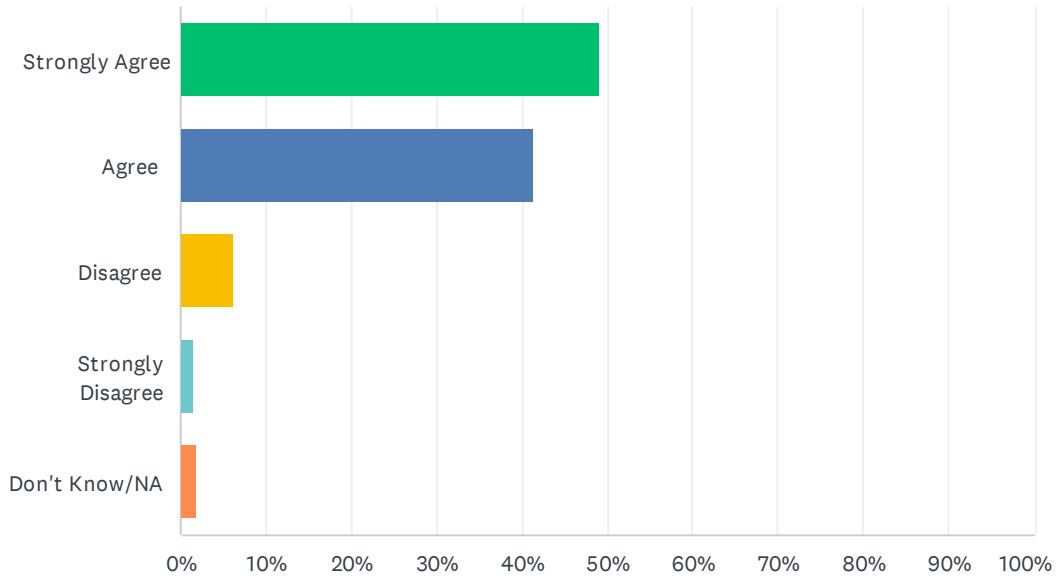
Answered: 274 Skipped: 1



ANSWER CHOICES	RESPONSES	
Strongly Agree	45.26%	124
Agree	38.69%	106
Disagree	2.55%	7
Strongly Disagree	1.46%	4
Don't Know/NA	12.04%	33
<b>TOTAL</b>		<b>274</b>

## Q10 My school/district teachers are effective.

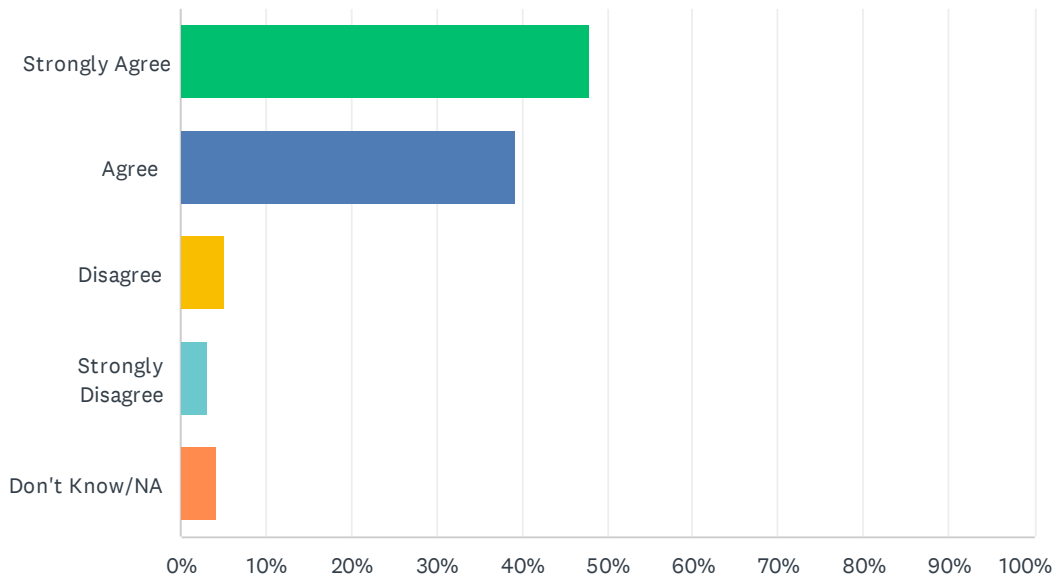
Answered: 275 Skipped: 0



ANSWER CHOICES	RESPONSES	
Strongly Agree	49.09%	135
Agree	41.45%	114
Disagree	6.18%	17
Strongly Disagree	1.45%	4
Don't Know/NA	1.82%	5
<b>TOTAL</b>		<b>275</b>

## Q11 My school/district school leaders are effective.

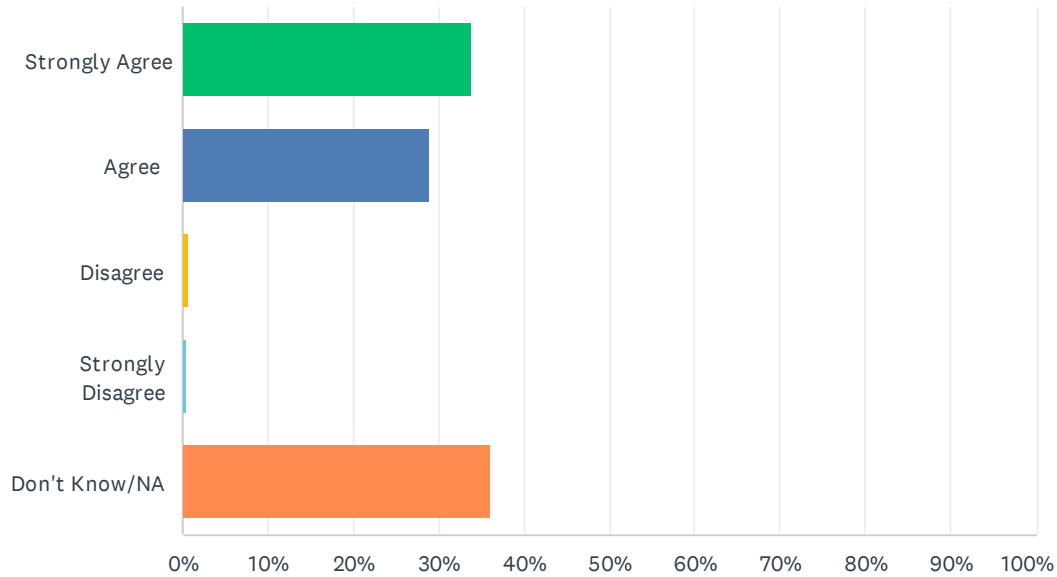
Answered: 275 Skipped: 0



ANSWER CHOICES	RESPONSES	
Strongly Agree	48.00%	132
Agree	39.27%	108
Disagree	5.09%	14
Strongly Disagree	3.27%	9
Don't Know/NA	4.36%	12
<b>TOTAL</b>		<b>275</b>

## Q12 My school/district provides opportunities for continuing education for teachers and school leaders.

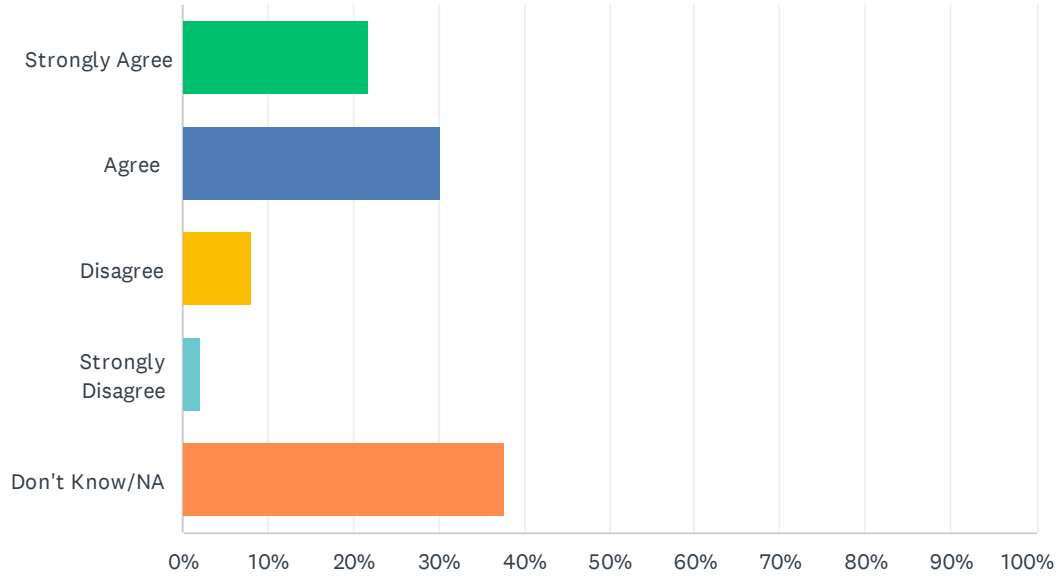
Answered: 275 Skipped: 0



ANSWER CHOICES	RESPONSES	
Strongly Agree	33.82%	93
Agree	29.09%	80
Disagree	0.73%	2
Strongly Disagree	0.36%	1
Don't Know/NA	36.00%	99
<b>TOTAL</b>		<b>275</b>

### Q13 My school/district experiences low teacher and school leader turnover.

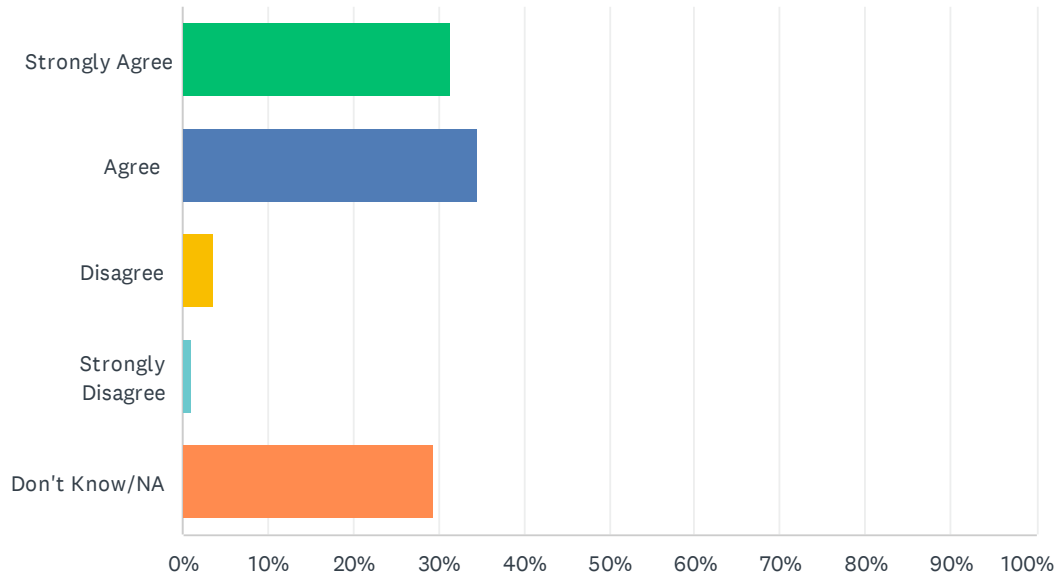
Answered: 275 Skipped: 0



ANSWER CHOICES	RESPONSES	
Strongly Agree	21.82%	60
Agree	30.18%	83
Disagree	8.00%	22
Strongly Disagree	2.18%	6
Don't Know/NA	37.82%	104
<b>TOTAL</b>		<b>275</b>

### Q14 My school/district prioritizes local, state, and federal funds in a way that is equitable, promotes student achievement and is fiscally responsible.

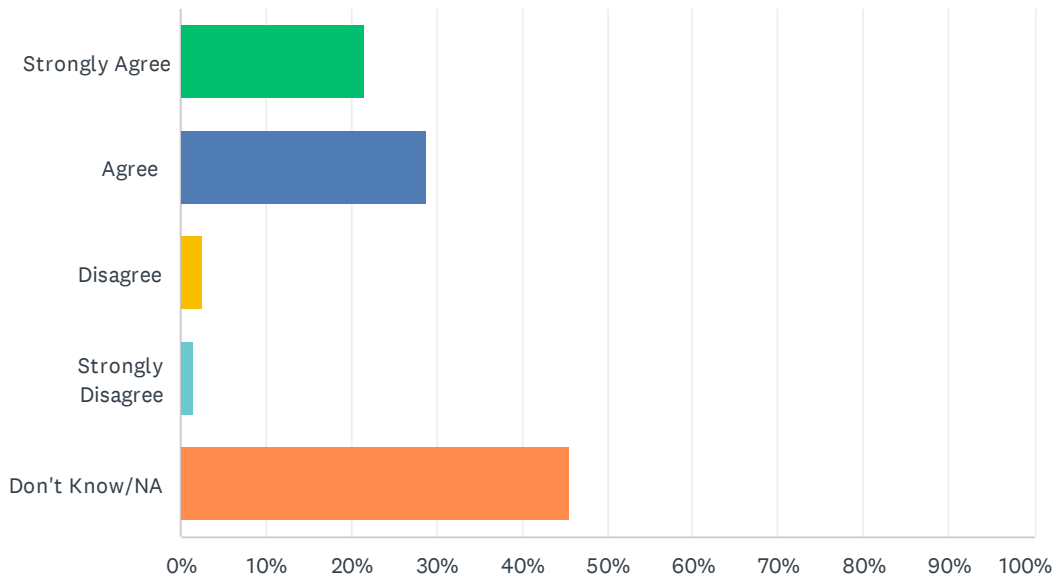
Answered: 275 Skipped: 0



ANSWER CHOICES	RESPONSES	
Strongly Agree	31.27%	86
Agree	34.55%	95
Disagree	3.64%	10
Strongly Disagree	1.09%	3
Don't Know/NA	29.45%	81
<b>TOTAL</b>		<b>275</b>

### Q15 My school/district actively seeks to engage external stakeholders.

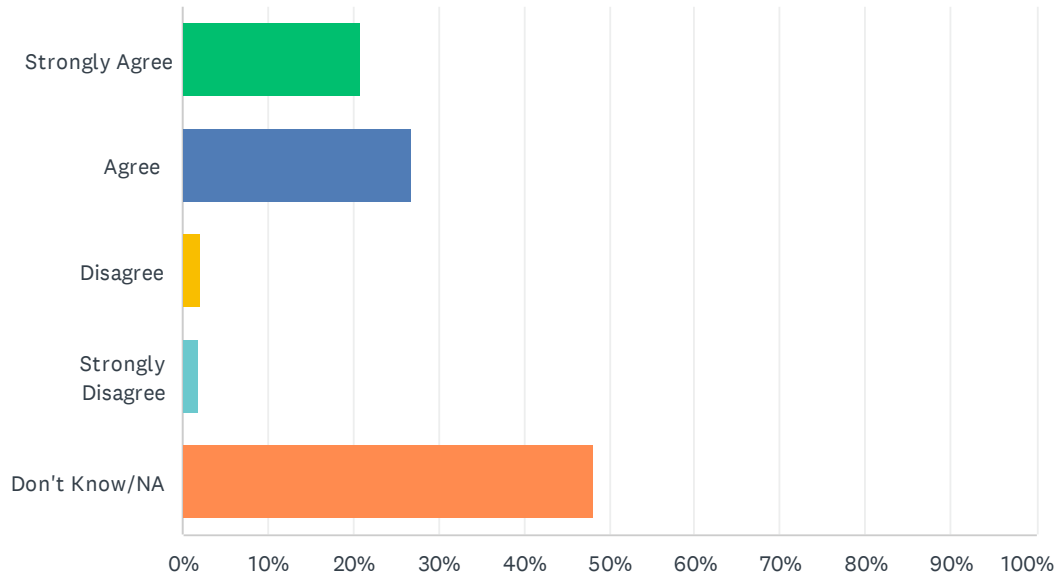
Answered: 274 Skipped: 1



ANSWER CHOICES	RESPONSES	
Strongly Agree	21.53%	59
Agree	28.83%	79
Disagree	2.55%	7
Strongly Disagree	1.46%	4
Don't Know/NA	45.62%	125
<b>TOTAL</b>		<b>274</b>

## Q16 My school/district actively and effectively communicates with external stakeholders.

Answered: 272 Skipped: 3

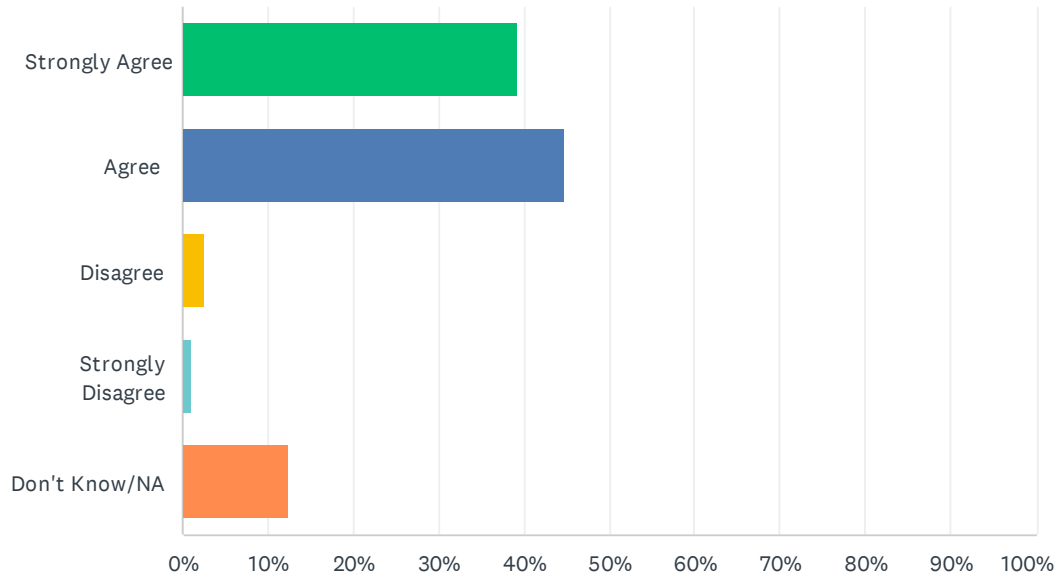


ANSWER CHOICES	RESPONSES	
Strongly Agree	20.96%	57
Agree	26.84%	73
Disagree	2.21%	6
Strongly Disagree	1.84%	5
Don't Know/NA	48.16%	131
<b>TOTAL</b>		<b>272</b>



### Q17 My school/district provides educational opportunities using state of the art technology.

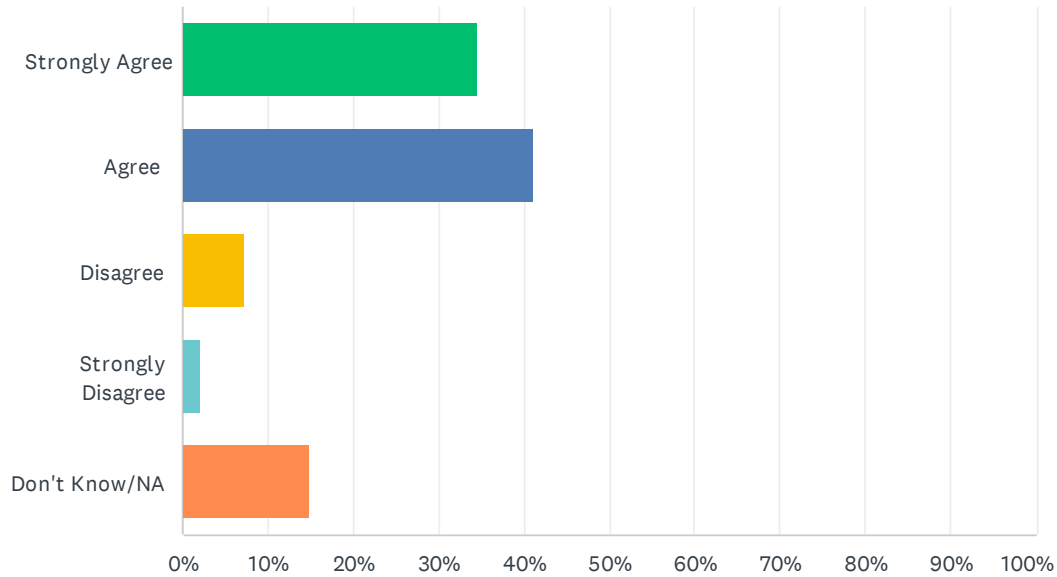
Answered: 273 Skipped: 2



ANSWER CHOICES	RESPONSES	
Strongly Agree	39.19%	107
Agree	44.69%	122
Disagree	2.56%	7
Strongly Disagree	1.10%	3
Don't Know/NA	12.45%	34
<b>TOTAL</b>		<b>273</b>

### Q18 My school/district effectively prepares students for post-secondary opportunities.

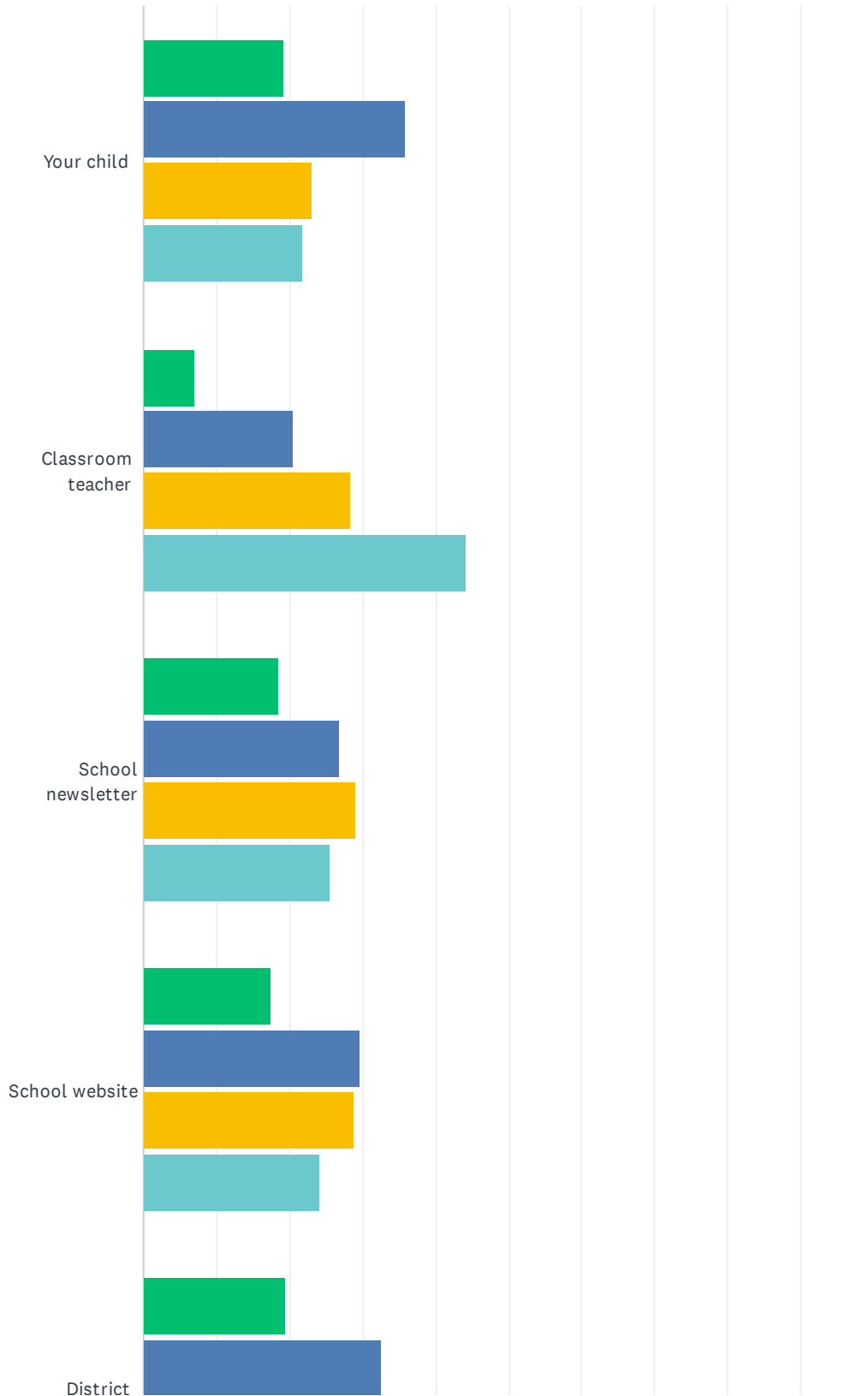
Answered: 275 Skipped: 0



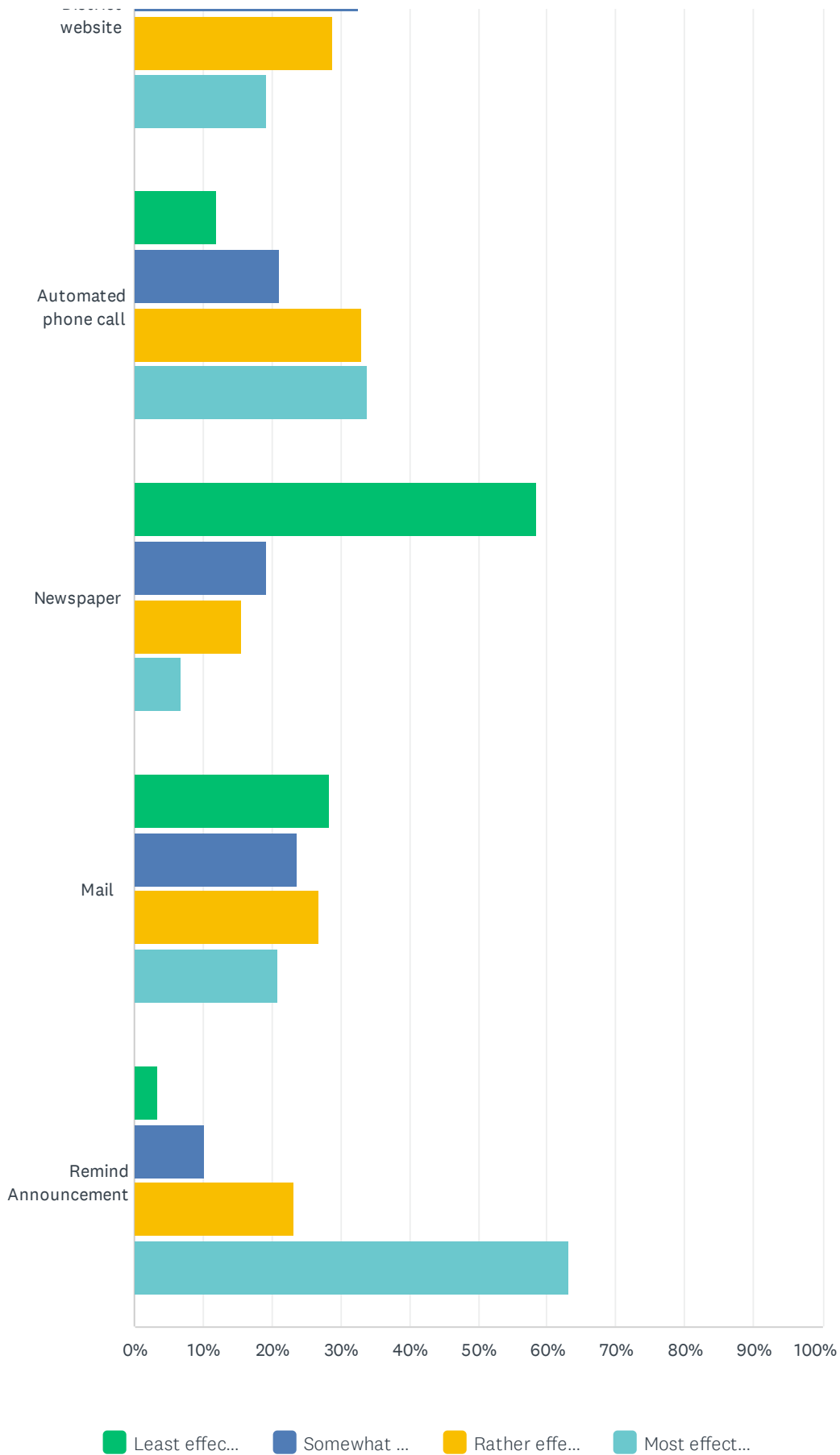
ANSWER CHOICES	RESPONSES	
Strongly Agree	34.55%	95
Agree	41.09%	113
Disagree	7.27%	20
Strongly Disagree	2.18%	6
Don't Know/NA	14.91%	41
<b>TOTAL</b>		<b>275</b>

### Q19 Please rate the following communication methods in terms of informing you about workshops or meetings.

Answered: 272 Skipped: 3



# Parent Survey - 2022 Title II Needs Assessment and Equity Plan

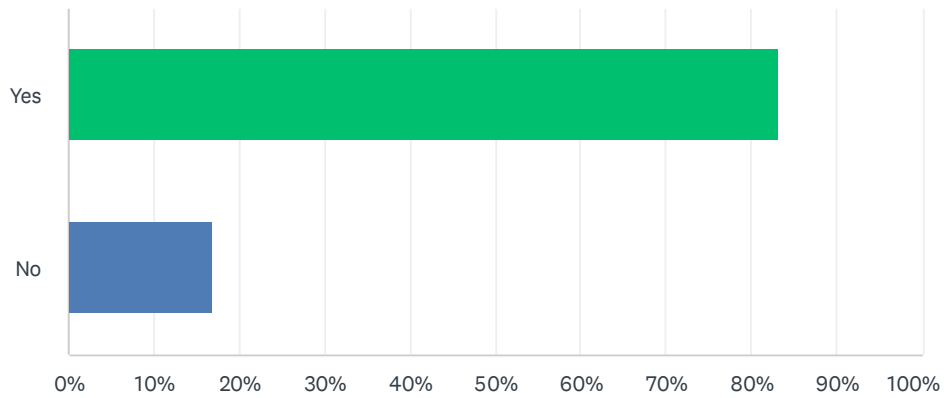


Parent Survey - 2022 Title II Needs Assessment and Equity Plan

	LEAST EFFECTIVE	SOMEWHAT EFFECTIVE	RATHER EFFECTIVE	MOST EFFECTIVE	TOTAL	WEIGHTED AVERAGE
Your child	19.26% 52	35.93% 97	22.96% 62	21.85% 59	270	2.47
Classroom teacher	7.06% 19	20.45% 55	28.25% 76	44.24% 119	269	3.10
School newsletter	18.59% 50	26.77% 72	29.00% 78	25.65% 69	269	2.62
School website	17.41% 47	29.63% 80	28.89% 78	24.07% 65	270	2.60
District website	19.48% 52	32.58% 87	28.84% 77	19.10% 51	267	2.48
Automated phone call	12.03% 32	21.05% 56	33.08% 88	33.83% 90	266	2.89
Newspaper	58.49% 155	19.25% 51	15.47% 41	6.79% 18	265	1.71
Mail	28.46% 76	23.60% 63	26.97% 72	20.97% 56	267	2.40
Remind Announcement	3.38% 9	10.15% 27	23.31% 62	63.16% 168	266	3.46

## Q20 My student's school reaches out to promote parent involvement?

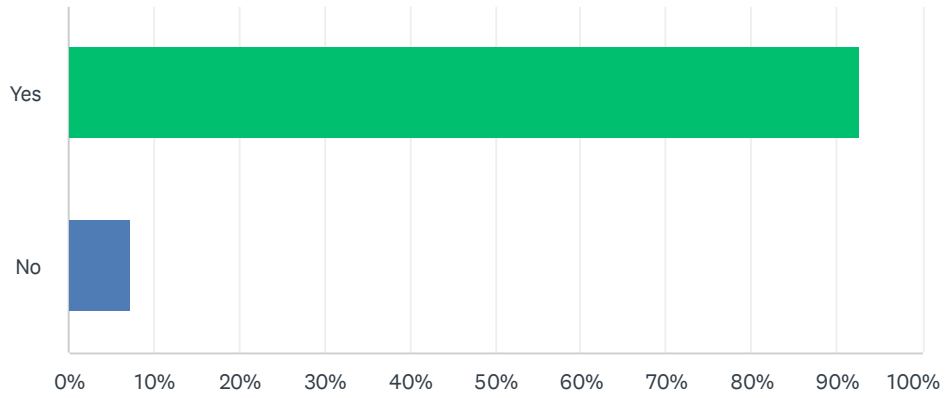
Answered: 272 Skipped: 3



ANSWER CHOICES	RESPONSES	
Yes	83.09%	226
No	16.91%	46
TOTAL		272

## Q21 Do you have internet access?

Answered: 273 Skipped: 2



ANSWER CHOICES	RESPONSES	
Yes	92.67%	253
No	7.33%	20
TOTAL		273

**Q22 How can the school improve on actively engaging parents, family members, and the community in the activities of the school?**

Answered: 93 Skipped: 182



**Q23 Please let us know if you have other input you would like to share.**

Answered: 56 Skipped: 219